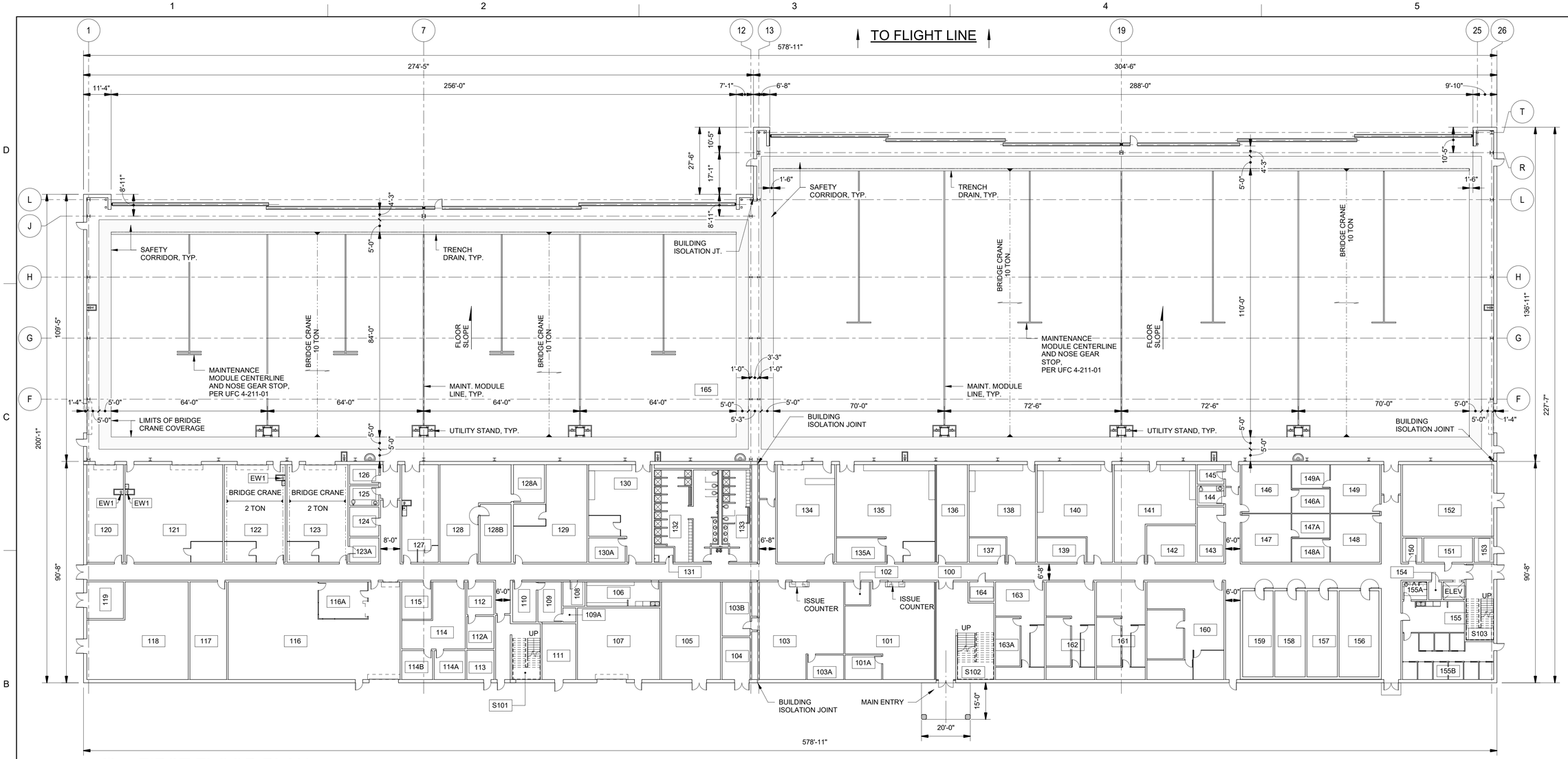


1 A-101

# FIRST FLOOR PLAN

3/64" = 1'-0"

## ROOM SCHEDULE - FIRST FLOOR PLAN

| ROOM NO. | ROOM NAME | NSF (AS SHOWN) |
|---|---|---|
| 101 | PRODUCTION CONTROL | 1,199 |
| 101A | PRODUCTION CONTROL OFFICE | 150 |
| 102 | ULLS-A | 94 |
| 103 | QUALITY CONTROL | 1,220 |
| 103A | QUALITY CONTROL OFFICE | 150 |
| 103B | TECHNICAL LIBRARY | 254 |
| 104 | BOILER ROOM | 196 |
| 105 | MECHANICAL ROOM | 966 |
| 106 | BREAK ROOM | 299 |
| 107 | FIRE SUPPRESSION ROOM | 990 |
| 108 | SIPRNET ROOM | 90 |
| 109 | COMPONENT REPAIR PLATOON OFFICE | 159 |
| 109A | STORAGE | 31 |
| 110 | COMPONENT REPAIR PLATOON | 159 |
| 111 | ELECTRICAL ROOM | 317 |
| 112 | AIRCRAFT REPAIR PLATOON | 150 |
| 112A | AIRCRAFT REPAIR PLATOON OFFICE | 146 |
| 113 | TELECOMM ENTRY ROOM (TER) | 133 |
| 114 | (MC) ORDERLY ROOM | 515 |
| 114A | (MC) COMMANDER OFFICE | 150 |
| 114B | MC 1ST SERGEANT OFFICE | 150 |
| 115 | STORAGE | 187 |
| 116 | PARTS STORAGE | 2,500 |
| 116A | PARTS STORAGE OFFICE | 300 |
| 117 | DISTRIBUTED/COMPUTER BASED TRAINING (DT/CBT) ROOM | 600 |
| 118 | MECHANICAL ROOM | 1,418 |

## ROOM SCHEDULE - FIRST FLOOR PLAN

| ROOM NO. | ROOM NAME | NSF (AS SHOWN) |
|---|---|---|
| 119 | COMPRESSOR ROOM | 225 |
| 120 | BLADE REPAIR SHOP | 600 |
| 121 | STRUCTURAL REPAIR SHOP | 1,600 |
| 122 | POWER PLANT SHOP | 998 |
| 123 | POWER TRAIN SHOP | 1,000 |
| 123A | NDI ROOM | 120 |
| 124 | FACILITY STORAGE | 144 |
| 125 | UNISEX RESTROOM | 96 |
| 126 | FIRE SUPPRESSION ROOM | 96 |
| 127 | PNEUDRAULIC REPAIR | 599 |
| 128 | AVIONICS/ELECTRICAL REPAIR SHOP | 839 |
| 128A | COMSEC SECURE STORAGE | 197 |
| 128B | AIRCRAFT MOUNTED WEAPONS | 301 |
| 129 | CONTRACTOR LOGISTICS SUPPORT (CLS) | 987 |
| 130 | UH-60 REPAIR SECTION | 868 |
| 130A | UH-60 REPAIR SECTION OFFICE | 150 |
| 131 | JANITOR/STORAGE | 48 |
| 132 | MEN'S RESTROOM | 856 |
| 133 | WOMEN'S RESTROOM | 389 |
| 134 | SPECIAL TOOLS | 940 |
| 135 | CH-47 REPAIR SECTION | 1,401 |
| 135A | CH-47 SECTION OFFICE | 200 |
| 136 | LOGISTICS ASSISTANCE REPRESENTATIVES (LARS) | 507 |
| 137 | CAC MAINTENANCE TEST PILOT OFFICE | 150 |
| 138 | CAC CREW CHIEF WORKROOM | 926 |
| 139 | HVY MAINTENANCE TEST PILOT OFFICE | 200 |

## ROOM SCHEDULE - FIRST FLOOR PLAN

| ROOM NO. | ROOM NAME | NSF (AS SHOWN) |
|---|---|---|
| 140 | HVY CREW CHIEF WORKROOM | 1,021 |
| 141 | MED CREW CHIEF WORK ROOM | 1,008 |
| 142 | MED MAINTENANCE TEST PILOT OFFICE | 300 |
| 143 | MEDICAL STORAGE ROOM | 248 |
| 144 | UNISEX RESTROOM | 88 |
| 145 | FIRE SUPPRESSION ROOM | 88 |
| 146 | MEDEVAC PLATOON WORKROOM A | 400 |
| 146A | MEDEVAC PLATOON WORKROOM A OFFICE | 152 |
| 147 | MEDEVAC PLATOON WORKROOM B | 400 |
| 147A | MEDEVAC PLATOON WORKROOM B OFFICE | 152 |
| 148 | MEDEVAC PLATOON WORKROOM D | 400 |
| 148A | MEDEVAC PLATOON WORKROOM D OFFICE | 150 |
| 149 | MEDEVAC PLATOON WORKROOM C | 400 |
| 149A | MEDEVAC PLATOON WORKROOM C OFFICE | 150 |
| 150 | TELECOMM ROOM (TR) | 80 |
| 151 | RECYCLE ROOM | 200 |
| 152 | MECHANICAL ROOM | 1,095 |
| 153 | ELECTRICAL ROOM | 80 |
| 154 | ELEVATOR EQUIPMENT ROOM | 39 |
| 155 | MED BREAK/KITCHENETTE | 320 |
| 155A | UNISEX RESTROOM | 72 |
| 155B | MED SLEEPING QUARTERS | 667 |
| 156 | MC INDIVIDUAL WEAPONS VAULT | 576 |
| 157 | MED INDIVIDUAL WEAPONS VAULT | 441 |
| 158 | HVY INDIVIDUAL WEAPONS VAULT | 441 |
| 159 | CAC INDIVIDUAL WEAPONS VAULT | 441 |

## ROOM SCHEDULE - FIRST FLOOR PLAN

| ROOM NO. | ROOM NAME | NSF (AS SHOWN) |
|---|---|---|
| 160 | MC UNIT STORAGE | 631 |
| 160A | MC SECURE STORAGE | 300 |
| 160B | MC COMM STORAGE | 151 |
| 160C | MC NBC STORAGE | 150 |
| 161 | MED UNIT STORAGE | 375 |
| 161A | MED SECURE STORAGE | 200 |
| 161B | MED COMM STORAGE | 100 |
| 161C | MED NBC STORAGE | 100 |
| 162 | HVY UNIT STORAGE | 375 |
| 162A | HVY SECURE STORAGE | 200 |
| 162B | HVY COMM STORAGE | 100 |
| 162C | HVY NBC STORAGE | 100 |
| 163 | CAC UNIT STORAGE | 375 |
| 163A | CAC SECURE STORAGE | 200 |
| 163B | CAC COMM STORAGE | 100 |
| 163C | CAC NBC STORAGE | 100 |
| 164 | TELECOMM ROOM (TR) | 80 |
| 165 | AIRCRAFT MAINTENANCE BAY | 68,182 |
| S101 | STAIR 1 | 430 |
| S102 | STAIR 2 | 840 |
| S103 | STAIR 3 | 350 |

## GROSS AREA SCHEDULE (GSF)

| FLOOR | AREA DESCRIPTION | AREA AS SHOWN (SF) |
|---|---|---|
| FIRST | ADMINISTRATIVE AND SHOP AREAS | 52,500 SF |
| FIRST | AIRCRAFT MAINTENANCE BAY | 69,300 SF |
| SECOND | SECOND FLOOR - ADMINISTRATIVE | 36,700 SF |
| TOTALS | | 158,500 SF |

NOTES:
MAXIMUM ALLOWABLE AREA (GSF) = 160,000 SF. THIS ALLOWANCE INCLUDES COVERED CANOPIES CALCULATED AT 1/2 SQUARE FOOTAGE.

THE FLOOR PLAN INDICATES THE ARMY STANDARD DESIGN IN SCHEMATIC FORM. THE DESIGNER OF RECORD (D.O.R.) IS ALLOWED TO MAKE ADJUSTMENTS FOR THE EXTERIOR FACADE/ARCHITECTURE THEME, AND/OR TO ACCOMODATE SPECIFIC BUILDING ENGINEERING SYSTEMS (STRUCTURAL, MECHANICAL, ELECTRICAL, FIRE PROTECTION, SUSTAINABLE DESIGN, ETC. THESE ADJUSTMENTS WILL BE EVALUATED BY THE CENTER OF STANDARDIZATION (CoS) DURING ITS COMPLIANCE REVIEW.

THE OVERALL BUILDING DIMENSIONS, AND THE VALUE FOR THE GROSS BUILDING AREA IS FOR THE STANDARD LAYOUT SHOWN AND IS PREDICATED ON AN ASSUMED EXTERIOR WALL THICKNESS OF 16" INCHES. IT IS UNDERSTOOD THAT THE ACTUAL GROSS BUILDING AREA WILL VARY DEPENDING ON THE WALL SYSTEM/MATERIAL SELECTED FOR A SPECIFIC PROJECT. A REDUCED OVERALL GROSS AREA IS PERMISSIBLE IF ALL NET PROGRAM REQUIREMENTS AND ADJACENCIES ARE SATISFIED, BUT IN NO CASE MAY THE MAXIMUM GROSS AREA FOR THE FACILITY BE EXCEEDED. UNLESS NOTED OTHERWISE, ALL DIMENSIONS ARE TO THE OUTFACE OF WALLS.

FOR PLANNING PURPOSES, THE FLOOR TO FLOOR HEIGHT IS DRAWN AT 16 FEET IN THE REVIT FILE. THE DESIGNER OF RECORD SHOULD RE-EVALUATE THE FLOOR TO FLOOR HEIGHT BASED ON DESIGN CONDITIONS FOR EACH HANGAR AND ADJUST DESIGN ELEMENTS ACCORDINGLY.

## GRAPHIC SCALE:

0 1" 2" 4"

SCALE: 3/64" = 1' - 0"

US Army Corps of Engineers ®
MOBILE DISTRICT

| MARK | DESCRIPTION | DATE | APPR. |
|---|---|---|---|

DESIGN BY: Designer
DRAWN BY: Author
SBMT BY: Approver
PLOT SCALE: As Indicated
SIZE: 22" x 34"
ISSUE DATE: MMM.DD/YY: -
SOLICITATION NO.: -
CONTRACT NO.: -
FILE NUMBER:
CKD BY: Checker
PLOT DATE: 2/27/2020 2:15:29 PM
FILE NAME:

US ARMY CORPS OF ENGINEERS
MOBILE DISTRICT
MOBILE, ALABAMA

DEPARTMENT OF THE ARMY
FACILITIES STANDARDIZATION PROGRAM

**GENERAL SUPPORT AVAITION BATTALION (GSAB) AIRCRAFT MAINTENANCE HANGAR**

FIRST FLOOR PLAN

SHEET IDENTIFICATION
A-101
SHEET OF 0

A A-101-

NOTIONAL PLAN - NOT FOR CONSTRUCTION

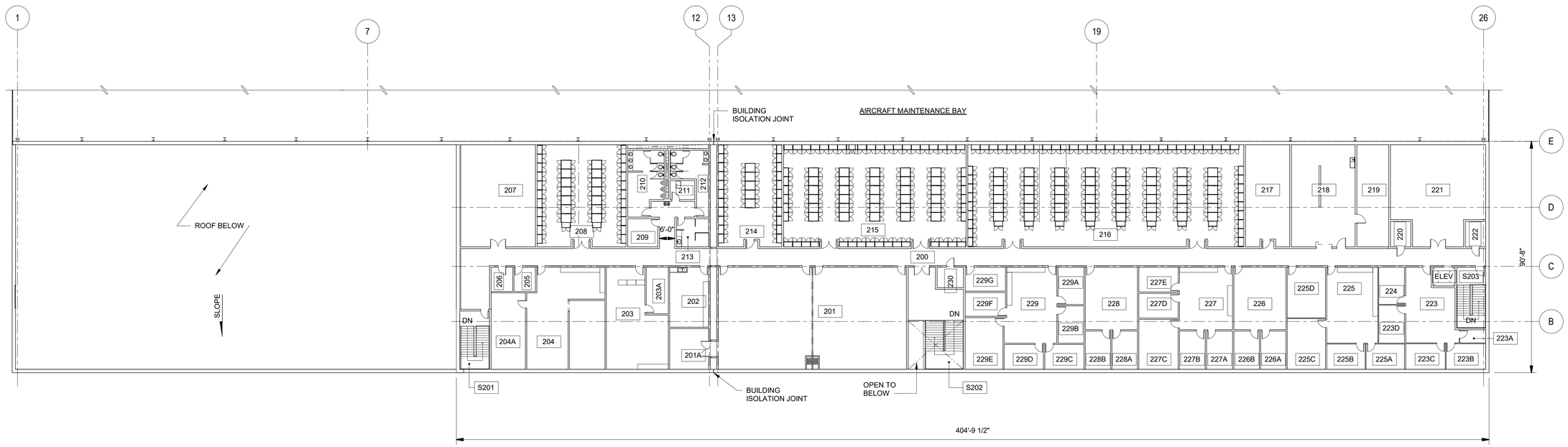


# SECOND FLOOR PLAN

1 / A-102

3/64" = 1'-0"

## ROOM SCHEDULE - SECOND FLOOR

| ROOM NO. | ROOM NAME | NSF (AS SHOWN) |
|---|---|---|
| 200 | CORRIDOR | 3,187 |
| 201 | PILOT BRIEFING ROOM | 2,920 |
| 201A | PILOT BRIEFING ROOM STORAGE | 245 |
| 202 | BREAK ROOM | 359 |
| 203 | FLIGHT OPERATIONS | 800 |
| 203A | AVIATION OPERATIONS SECURE STORAGE | 159 |
| 204 | FLIGHT PLANNING | 1,188 |
| 204A | SECURE PLANNING ROOM | 402 |
| 205 | SIPRNET ROOM | 80 |
| 206 | TELECOMM ROOM (TR) | 80 |
| 207 | MECHANICAL ROOM | 1,174 |
| 208 | TA-50 LOCKER ROOM (HVY) | 1,368 |
| 209 | FACILITY STORAGE | 129 |
| 210 | MEN'S RESTROOM | 270 |
| 211 | JANITOR/STORAGE | 72 |
| 212 | WOMEN'S RESTROOM | 182 |
| 213 | LACTATION ROOM | 136 |
| 214 | TA-50 LOCKER ROOM (CAC) | 975 |
| 215 | TA-50 LOCKERS (MED) | 2,813 |
| 216 | TA-50 LOCKER ROOM (MC) | 4,276 |
| 217 | PILOT LOCKER ROOM | 675 |
| 218 | ALSE | 989 |
| 219 | ALSE STORAGE | 500 |

## ROOM SCHEDULE - SECOND FLOOR

| ROOM NO. | ROOM NAME | NSF (AS SHOWN) |
|---|---|---|
| 220 | TELECOMM ROOM (TR) | 80 |
| 221 | MECHANICAL ROOM | 1,308 |
| 222 | ELECTRICAL ROOM | 80 |
| 223 | MED ORDERLY ROOM | 507 |
| 223A | MED STORAGE | 52 |
| 223B | MED COMMANDER OFFICE | 155 |
| 223C | MED OPERATIONS OFFICER OFFICE | 155 |
| 223D | MED 1ST SEARGENT OFFICE | 150 |
| 224 | MEDEVAC PLATOON OFFICE | 147 |
| 225 | MED FLIGHT PLANNING | 596 |
| 225A | MED STANDARDS OFFICE | 149 |
| 225B | MED SAFETY OFFICE | 149 |
| 225C | MED TACTICAL OPERATIONS OFFICE | 298 |
| 225D | CONFERENCE ROOM | 298 |
| 226 | CAC ORDERLY ROOM | 500 |
| 226A | CAC COMANDER OFFICE | 149 |
| 226B | CAC 1ST SERGEANT | 150 |
| 227 | CAC FLIGHT PLANNING | 511 |
| 227A | CAC PLT. OFFICE | 153 |
| 227B | CAC PLT. OFFICE | 152 |
| 227C | CAC STANDARDIZATION OFFICE | 302 |
| 227D | CAC SAFETY OFFICE | 150 |
| 227E | CAC TACTICAL OPERATIONS OFFICE | 150 |

## ROOM SCHEDULE - SECOND FLOOR

| ROOM NO. | ROOM NAME | NSF (AS SHOWN) |
|---|---|---|
| 228 | HVY ORDERLY ROOM | 502 |
| 228A | HVY COMMANDER OFFICE | 150 |
| 228B | HVY 1ST SERGEANT | 150 |
| 229 | CAC PILOT WORKROOM | 594 |
| 229A | HVY TACTICAL OPERATIONS OFFICE | 148 |
| 229B | HVY PLT. OFFICE | 148 |
| 229C | HVY PLT. OFFICE | 149 |
| 229D | HVY PLT. OFFICE | 149 |
| 229E | HVY STANDARDIZATION OFFICE | 300 |
| 229F | HVY SAFETY OFFICE | 148 |
| 229G | STORAGE | 148 |
| 230 | TELECOMM ROOM (TR) | 83 |
| 231 | WOMEN'S RESTROOM | 145 |
| 232 | MEN'S RESTROOM | 273 |
| S201 | STAIR 1 | 267 |
| S202 | STAIR 2 | 772 |
| S203 | STAIR 3 | 270 |

## GROSS AREA SCHEDULE (GSF)

| FLOOR | AREA DESCRIPTION | AREA AS SHOWN (SF) |
|---|---|---|
| FIRST | ADMINISTRATIVE AND SHOP AREAS | 52,500 SF |
| FIRST | AIRCRAFT MAINTENANCE BAY | 69,300 SF |
| SECOND | SECOND FLOOR - ADMINISTRATIVE | 36,700 SF |
| TOTALS | | 158,500 SF |

NOTES:
MAXIMUM ALLOWABLE AREA (GSF) = 160,000 SF. THIS ALLOWANCE INCLUDES COVERED CANOPIES CALCULATED AT 1/2 SQUARE FOOTAGE.

THE FLOOR PLAN INDICATES THE ARMY STANDARD DESIGN IN SCHEMATIC FORM. THE DESIGNER OF RECORD (D.O.R.) IS ALLOWED TO MAKE ADJUSTMENTS FOR THE EXTERIOR FACADE/ARCHITECTURE THEME, AND/OR TO ACCOMODATE SPECIFIC BUILDING ENGINEERING SYSTEMS (STRUCTURAL, MECHANICAL, ELECTRICAL, FIRE PROTECTION, SUSTAINABLE DESIGN, ETC. THESE ADJUSTMENTS WILL BE EVALUATED BY THE CENTER OF STANDARDIZATION (CoS) DURING ITS COMPLIANCE REVIEW.

THE OVERALL BUILDING DIMENSIONS, AND THE VALUE FOR THE GROSS BUILDING AREA IS FOR THE STANDARD LAYOUT SHOWN AND IS PREDICATED ON AN ASSUMED EXTERIOR WALL THICKNESS OF 16" INCHES. IT IS UNDERSTOOD THAT THE ACTUAL GROSS BUILDING AREA WILL VARY DEPENDING ON THE WALL SYSTEM/MATERIAL SELECTED FOR A SPECIFIC PROJECT. A REDUCED OVERALL GROSS AREA IS PERMISSIBLE IF ALL NET PROGRAM REQUIREMENTS AND ADJACENCIES ARE SATISFIED, BUT IN NO CASE MAY THE MAXIMUM GROSS AREA FOR THE FACILITY BE EXCEEDED. UNLESS NOTED OTHERWISE, ALL DIMENSIONS ARE TO THE OUTFACE OF WALLS.

FOR PLANNING PURPOSES, THE FLOOR TO FLOOR HEIGHT IS DRAWN AT 16 FEET IN THE REVIT FILE. THE DESIGNER OF RECORD SHOULD RE-EVALUATE THE FLOOR TO FLOOR HEIGHT BASED ON DESIGN CONDITIONS FOR EACH HANGAR AND ADJUST DESIGN ELEMENTS ACCORDINGLY.

## GRAPHIC SCALE:

0 1" 2" 4"

SCALE: 3/64" = 1' - 0"

NOTIONAL PLAN - NOT FOR CONSTRUCTION

US Army Corps of Engineers ®
MOBILE DISTRICT

| MARK | DESCRIPTION | DATE | APPR. |
|---|---|---|---|

DESIGN BY: Designer
DRAWN BY: D. GRIFFIN
CKD BY: Checker
SBMT BY: Approver
PLOT SCALE: As shown
SIZE: 22" x 34"
ISSUE DATE: MMM.20YY
SOLICITATION NO.: -
CONTRACT NO.: -
FILE NUMBER:
PLOT DATE: 2/27/2020 2:15:33 PM
FILE NAME:

US ARMY CORPS OF ENGINEERS
MOBILE DISTRICT
MOBILE, ALABAMA

DEPARTMENT OF THE ARMY
FACILITIES STANDARDIZATION PROGRAM

GENERAL SUPPORT AVAITION BATTALION (GSAB) AIRCRAFT MAINTENANCE HANGAR

SECOND FLOOR PLAN

SHEET IDENTIFICATION
A-102
SHEET OF 0

A A-102-

## FURNITURE AND FIXTURE SCHEDULE

| MARK | DESCRIPTION |
|---|---|
| | TB6 Table, Steel Frame w/Plastic Laminated top (72" x 36" X29"H) |
| CH1 | CH1 Chair, Task, Ergonomic w/arms on casters |
| CH2 | CH2 Stool, Adjustable (16-32 in) w/back support and casters |
| CH3 | CH3 Chair, Guest, Executive |
| CH4 | CH4 Chair, Guest |
| CH5 | CH5 Chair, Conference w/arms on casters |
| CH6 | CH6 Chair, Training w/arms on casters |
| CH7 | CH7 Chair, w/glides, Stackable (Breakroom) |
| CH8 | CH8 Chair, Lounge w/Cup Holder and Tablet Arm |
| CH9 | CH9 Dolly, Chair, Stacking |
| EQ50 | EQ50 Clearning Cart |
| FS1 | FS1 Bookcase, w/5 adjustable shelves, Steel (36"W x 15"D x 72"H) |
| FS2 | FS2 Cabinet, File, 4 Drawer Lateral, Steel (30"W x 18"D x 50"H) |
| FS3 | FS3 Cabinet, File, 2 Drawer Lateral, Steel (30"W x 18"D 27"H) |
| FS4 | FS4 Cabinet, File, 5-drawer vertical, Lockable, Steel (28"W x 15"D x 60"H) |
| FS5 | FS5 Cabinet, File Safe, 4-drawer, Lockable, Steel, GSA approved (Req'd w/SIPR access) (30"W x 20"D x 52"H) |
| FS6 | FS6 Cabinet, Storage, Printer, Steel (72"W x 30"D x 30"H) |
| FS7 | FS7 Cabinet, Storage, Printer, Steel (48"W x 30"D x 30"H) |
| FS8 | FS8 Sorter, Mail, Steel (60"Wx16"Dx24"H) 20 Slot |
| L1 | L1 Locker, Flight Gear, Steel (24"Wx18"Dx72"H) Single Tier |
| L2 | L2 Locker, Flight Gear, Steel (24"Wx18"Dx72"H) Double Tier |
| L3 | L3 ALSE Locker 30x30x30 |
| L5 | L5 Double Tier Metal Locker (12x18x72) |
| LN2 | LN2 Lecturn, Mobile w/microphone and AV Connectivity |
| MB1 | MB1 Marker Board (34"W x 23"H) |
| MB2 | MB2 Marker Board (96"Wx48"H) |
| MB3 | MB3 Marker Board (72"Wx48"H) |
| MB4 | MB4 Bulletin Board (60"Wx36"H) |
| MB5 | MB5 Map Board (192"Wx96"H) |
| MB6 | MB6 Map Board (96"Wx48"H) |
| PS1 | PS1 Projector Screen Motorized (10x9) |
| PS2 | PS2 Projector Screen Motorized (8x8) |
| RCY | Recycle Bin |
| SB1 | SB1 Mattress, Single, 39x80 Inch |
| SC1 | SC1 Cabinet, Storage, Standard, Lockable, Steel (36"W x 24"D x 78"H) w/Shelving |
| SC2 | SC2 Cabinet, Storage, Standard, Lockable, Steel (60"W x 24"D x 60"H) w/Shelving |
| SC3 | SC3 Cabinet, Storage, Steel, Flammable, 45 Gallon (43"W x 18"D x 65"H) w/shelves |
| SC4 | SC4 Cabinet, Storage, Steel, Lockable, (36x57x24) w/shelves for 30 Night Vision Goggles |

## FURNITURE AND FIXTURE SCHEDULE

| MARK | DESCRIPTION |
|---|---|
| SC5 | SC5 Cabinet, Storage, HD, Tools, Lockable, Steel (36"W x 24"D x 78"H) w/Shelving |
| SC6 | SC6 Cabinet, Storage, HD, Tools, Lockable, Steel (60"W x 24"D x 60"H) w/Shelving |
| SC7 | SC7 Cabinet, Storage, Medical Items, Lockable, Steel (36"W x 24"D x 78"H) w/Shelving |
| SH1 | SH1 Shelving, Steel, Wire mesh enclosed, 5 shelves, (72"W x 24"D x 96"H) on casters |
| SH2 | SH2 Shelving, Steel, Industrial (72"W x 36"D x 72"H) 3 Shelves |
| SR3 | SR3 Rack, Storage, Steel, Industrial (72x24x72) w/4 Shelves |
| SR4 | SR4 Rack, Storage, Steel (48x30x84) w/4 Shelves |
| SR6 | SR6 Rack, Stoarge, Steel (42"W x 17"D x 78"H) for Individual Weapons |
| SR7 | SR7 Rack, Storage, Steel (48"Wx24"Dx78"H) w/Small Parts Plastic Tilt Out Organizer Bins on Mobile Base |
| SR9 | SR9 Rack, Steel, Bulk Storage (96"W x 48"D x 72"H) 3 Shelves |
| TB1 | TB1 Table, Steel frame w/Plastic Laminated top, Conference, w/Plastic Laminate top, 6-person (84"L x 40"W X 29"H) |
| TB3 | TB3 Table, Conference, 10-person (120"L x 42"W x 29"H) |
| TB4 | TB4 Table, Training, (72"L x 30"D x 29"H) , Foldable & Stackable w/Casters and modesty panel |
| TB5 | TB5 Table, Steel frame w/Plastic Laminated top (60"Lx30"W x 28"H) w/Plastic Laminated top |
| TB7 | TB7 Table, Wood, Map (60"L x 30"D) Adjustable, tilting top (Custom Build), Stain Finish |
| TB8 | TB8 Table, Steel Frame w/Plastic Laminated top (48"W x 30"D x 29"H) |
| WB1 | WB1 Workbench, Steel w/solid wood Top (96"L x 30"D x 38"H) w/4 drawer unit below Right |
| WB2 | WB2 Workbench, Steel w/solid wood Top (96"L x 30"D x 38"H) solid hardwood worktop with grounding points and wrist straps, 4 drawer unit centered, one deep shelf the length of table with safety lip and task lighting, provide metal power strip with 6 receptacles minimum |
| WB3 | WB3 Workbench, Steel (96"L x 30"D x 38"H) w/ESD worktop and grounding points, wrist straps, riser shelving (Shelf 1, 15"Hx12"D/Shelf 2, 12"Hx12"D) and task lighting, five 5 drawer unit below Center, provide metal power strip with 8 receptacles minimum |
| WB4 | WB4 Workbench, Steel (72"L x 30"D x 38"H) w/ESD worktop 2 riser shelves (Shelf 1, 15"Hx12"D/Shelf 2, 12"Hx12"D) and task lighting, 4 drawer unit below Left, provide metal power strip with 8 receptacles minimum |
| WB5 | WB5 Workbench, Steel (72"L x 30"D x 38"H) w/stainless steel over MDF core worktop w/above surface modular accessory system w/power strip with 6 receptacles minimum, 4 drawer unit below |
| WB6 | WB6 Workbench, Steel (72"L x 30"D x 38"H) w/stainless steel over MDF core worktop w/above surface modular accessory system w/power strip with 6 receptacles minimum, 4 drawer unit below |
| WS1 | WS1 Workstation, L-Shaped, Steel w/Laminate Worksurface (72" x 72" x 28"H) Provide keyboard tray, Box/Box File & File/File Storage, Overhead Locking Storage, task lighting, tack board, and full modesty pane |
| WS2 | WS2 Workstation, Steel w/Plastic Laminate work surface (72" x 30" X 28"H) Provide keyboard tray, Box/Box File and File/File Storage, Overhead Storage and task lighting and full modesty pane |
| WS4 | WS4 Workstation, Computer Steel, w/Plastic Laminate work surface (48" x 30" x 28"H) |
| WS7 | WS7 U-Shaped Wood WS (72x96x29) Right Hand |
| WS9 | WS9 Workstation, Computer, Study Carrel, Steel w/Plastic Laminated worksurface & Sides (36"x30" x 28"H) |
| WT1 | WT1 Worktable w/Steel Surface (96x48x38) |
| WT2 | WT2 Worktable, w/Steel frame w/solid hardwood top w/vinyl, self healing surface (Min. 1mm) (96"L x 48"D x 38"H) |
| WT3 | WT3 Worktable w/Steel frame and solid hardwood worktop (96"L x 36"D x 36"H) w/center support |

## MISSION UNIQUE EQUIPMENT SCHEDULE

| MARK | DESCRIPTION |
|---|---|
| AP1 | AP1 Refrigerator 30x32 LH |
| AP2 | AP2 Refrigerator 30x32 LH |
| AP3 | AP3 Conventional Oven 30x30x30 |
| AP4 | AP4 Convection Oven 30x30x30 |
| AP5 | AP5 Microwave |
| AP6 | AP6 - Coffee Machine |
| AP9 | AP9 Washer 27x25x35 |
| AP10 | AP10 Dryer 27x25x35 |
| AP13 | AP13 Undercounter Refridgerator |
| EQ1 | EQ1 Engine Repair Stand |
| EQ2 | EQ2 NDI Workstation (5'6x5') |
| EQ3 | EQ3 Rotor Head Repair Stand 6'x10' |
| EQ4 | EQ4 Parts Wash Station, 40G (42x21x36) |
| EQ5 | EQ5 28" Box and Pan Brake Machine |
| EQ6 | EQ6 48" Foot Shear (4'x6') |
| EQ7 | EQ7 Drill Press Bench-Top |
| EQ8 | EQ8 Bandsaw (4x5) |
| EQ9 | EQ9 Horizontal Band Saw |
| EQ10 | EQ10 Grinding Wheel |
| EQ11 | EQ11 Shrinker/Stretcher Machine |
| EQ12 | EQ12 Manual Hole Punch |
| EQ16 | EQ16 Hydraulic Oil Delivery Cart (54x51x50) |
| EQ17 | EQ17 Solvent Tank (3x5) |
| EQ18 | EQ18 Vacuum Sealer |
| EQ19 | EQ19 Radio Charging Station |
| EQ21 | EQ21 Composite Repair Cabinet (4'x4') |
| EQ26 | EQ26 Sewing Machine 6'x30"x30" |
| IT1 | IT1 All-in-one Printer Desktop |
| IT2 | IT2 Desktop Printer |
| IT3 | IT3 Map Plotter |
| IT4 | IT4 TV, Flat Screen, 46" |
| IT5 | IT5 AV system control |
| IT6 | IT6 Projector |
| IT7 | IT7 Shredder 15x20x28 |
| SC00 | SC00 Cabinet, Storage, Bench Stock (VIDMARS) (30" W x 28" D x 59" H) Multiple configurations of combination drawer and open shelf units |
| SR1 | SR1 Rack, Storage, Steel, Tubular (96"W x 48"D x 48"H) for Sheet Metal Storage |
| SR2 | SR2 Rack, Storage, Tubular (192"W x 72"D x 72"H) |

NOTE:

1. EQUIPMENT (EQs) LISTED IN THIS TABLE ARE MISSION UNIQUE EQUIPMENT (MUE) PROVIDED BY THE END USER. UTILITY AND CONNECTIONS INCLUDING POWER, COMM AND PLUMBING SHALL BE PROVIDED AS REQUIRED TO SUPPORT EACH EQUIPMENT.

US Army Corps of Engineers ®
MOBILE DISTRICT

| MARK | DESCRIPTION | DATE | APPR. |
|---|---|---|---|

US ARMY CORPS OF ENGINEERS
MOBILE DISTRICT
MOBILE, ALABAMA

DESIGN BY: MEL
DRAWN BY: MEL
SBMT BY: WRB
PLOT SCALE:
SIZE: 22" x 34"
ISSUE DATE: MMM.20YY:
SOLICITATION NO.: -
CONTRACT NO.: -
FILE NUMBER: F221-10-13
CKD BY: WRB
PLOT DATE: 2/27/2020 2:34:56 PM
FILE NAME: FCV2H500.DWG

DEPARTMENT OF THE ARMY
FACILITIES STANDARDIZATION PROGRAM
**GENERAL SUPPORT AVIATION BATTALION (GSAB) AIRCRAFT MAINTENANCE HANGAR**
FURNITURE, FIXTURE AND EQUIPMENT SCHEDULES

**SHEET IDENTIFICATION**
I-100
SHEET OF 0

NOTIONAL PLAN - NOT FOR CONSTRUCTION

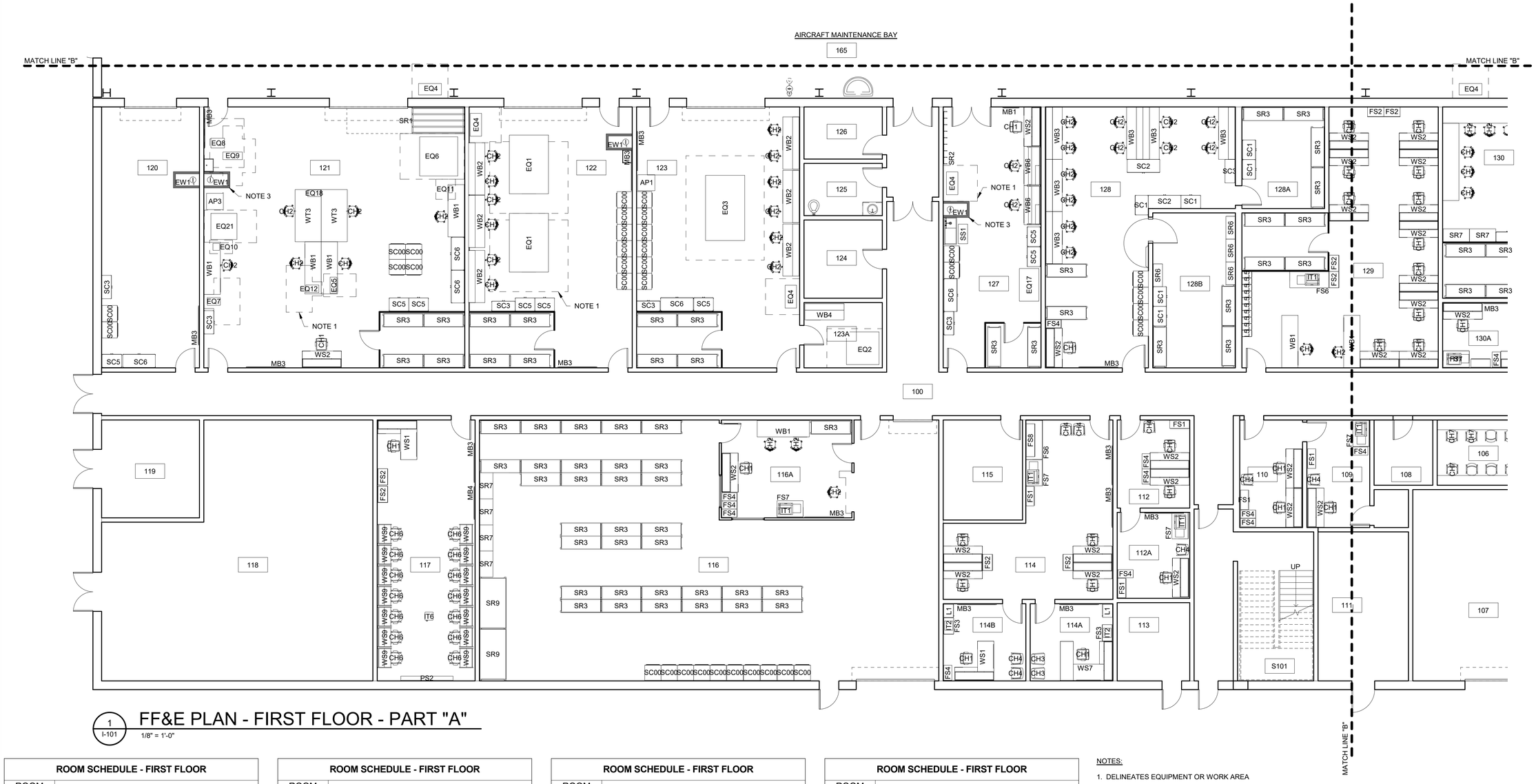


# FF&E PLAN - FIRST FLOOR - PART "A"

1 / I-101

1/8" = 1'-0"

| ROOM SCHEDULE - FIRST FLOOR | |
|---|---|
| ROOM NO. | ROOM NAME |
| 100 | CORRIDOR |
| 100 | AIRCRAFT MOIUNTED WEAPONS |
| 100 | CORRIDOR |
| 100C | VEST. |
| 100D | VEST. |
| 100E | VEST. |
| 100F | VEST. |
| 100H | VEST |
| 100J | VEST. |
| 101 | PRODUCTION CONTROL |
| 101A | PRODUCTION CONTROL OFFICE |
| 102 | ULLS-A |
| 103 | QUALITY CONTROL |
| 103A | QUALITY CONTROL OFFICE |
| 103B | TECHNICAL LIBRARY |
| 104 | BOILER ROOM |
| 105 | MECHANICAL ROOM |
| 106 | BREAK ROOM |
| 107 | FIRE SUPPRESSION ROOM |
| 108 | SIPRNET ROOM |
| 109 | COMPONENT REPAIR PLATOON OFFICE |
| 109A | STORAGE |
| 110 | COMPONENT REPAIR PLATOON |
| 111 | ELECTRICAL ROOM |
| 112 | AIRCRAFT REPAIR PLATOON |
| 112A | AIRCRAFT REPAIR PLATOON OFFICE |
| 113 | TELECOMM ENTRY ROOM (TER) |

| ROOM SCHEDULE - FIRST FLOOR | |
|---|---|
| ROOM NO. | ROOM NAME |
| 114 | (MC) ORDERLY ROOM |
| 114A | (MC) COMMANDER OFFICE |
| 114B | MC 1ST SERGEANT OFFICE |
| 115 | STORAGE |
| 116 | PARTS STORAGE |
| 116A | PARTS STORAGE OFFICE |
| 117 | DISTRIBUTED/COMPUTER BASED TRAINING (DT/CBT) ROOM |
| 118 | MECHANICAL ROOM |
| 119 | COMPRESSOR ROOM |
| 120 | BLADE REPAIR SHOP |
| 121 | STRUCTURAL REPAIR SHOP |
| 122 | POWER PLANT SHOP |
| 123 | POWER TRAIN SHOP |
| 123A | NDI ROOM |
| 124 | FACILITY STORAGE |
| 125 | UNISEX RESTROOM |
| 126 | FIRE SUPPRESSION ROOM |
| 127 | PNEUDRAULIC REPAIR |
| 128 | AVIONICS/ELECTRICAL REPAIR SHOP |
| 128A | COMSEC SECURE STORAGE |
| 128B | AIRCRAFT MOUNTED WEAPONS |
| 129 | CONTRACTOR LOGISTICS SUPPORT (CLS) |
| 130 | UH-60 REPAIR SECTION |
| 130A | UH-60 REPAIR SECTION OFFICE |
| 131 | JANITOR/STORAGE |
| 132 | MEN'S RESTROOM |
| 133 | WOMEN'S RESTROOM |

| ROOM SCHEDULE - FIRST FLOOR | |
|---|---|
| ROOM NO. | ROOM NAME |
| 134 | SPECIAL TOOLS |
| 135 | CH-47 REPAIR SECTION |
| 135A | CH-47 SECTION OFFICE |
| 136 | LOGISTICS ASSISTANCE REPRESENTATIVES (LARS) |
| 137 | CAC MAINTENANCE TEST PILOT OFFICE |
| 138 | CAC CREW CHIEF WORKROOM |
| 139 | HVY MAINTENANCE TEST PILOT OFFICE |
| 140 | HVY CREW CHIEF WORKROOM |
| 141 | MED CREW CHIEF WORK ROOM |
| 142 | MED MAINTENANCE TEST PILOT OFFICE |
| 143 | MEDICAL STORAGE ROOM |
| 144 | UNISEX RESTROOM |
| 145 | FIRE SUPPRESSION ROOM |
| 146 | MEDEVAC PLATOON WORKROOM A |
| 146A | MEDEVAC PLATOON WORKROOM A OFFICE |
| 147 | MEDEVAC PLATOON WORKROOM B |
| 147A | MEDEVAC PLATOON WORKROOM B OFFICE |
| 148 | MEDEVAC PLATOON WORKROOM D |
| 148A | MEDEVAC PLATOON WORKROOM D OFFICE |
| 149 | MEDEVAC PLATOON WORKROOM C |
| 149A | MEDEVAC PLATOON WORKROOM C OFFICE |
| 150 | TELECOMM ROOM (TR) |
| 151 | RECYCLE ROOM |
| 152 | MECHANICAL ROOM |
| 153 | ELECTRICAL ROOM |
| 154 | ELEVATOR EQUIPMENT ROOM |
| 155 | MED BREAK/KITCHENETTE |

| ROOM SCHEDULE - FIRST FLOOR | |
|---|---|
| ROOM NO. | ROOM NAME |
| 155A | UNISEX RESTROOM |
| 155B | MED SLEEPING QUARTERS |
| 156 | MC INDIVIDUAL WEAPONS VAULT |
| 157 | MED INDIVIDUAL WEAPONS VAULT |
| 158 | HVY INDIVIDUAL WEAPONS VAULT |
| 159 | CAC INDIVIDUAL WEAPONS VAULT |
| 160 | MC UNIT STORAGE |
| 160A | MC SECURE STORAGE |
| 160B | MC COMM STORAGE |
| 160C | MC NBC STORAGE |
| 161 | MED UNIT STORAGE |
| 161A | MED SECURE STORAGE |
| 161B | MED COMM STORAGE |
| 161C | MED NBC STORAGE |
| 162 | HVY UNIT STORAGE |
| 162A | HVY SECURE STORAGE |
| 162B | HVY COMM STORAGE |
| 162C | HVY NBC STORAGE |
| 163 | CAC UNIT STORAGE |
| 163A | CAC SECURE STORAGE |
| 163B | CAC COMM STORAGE |
| 163C | CAC NBC STORAGE |
| 164 | TELECOMM ROOM (TR) |
| 165 | AIRCRAFT MAINTENANCE BAY |
| S101 | STAIR 1 |
| S102 | STAIR 2 |
| S103 | STAIR 3 |

NOTES:

1. DELINEATES EQUIPMENT OR WORK AREA
2. VENDING MACHINE OR REFRIDGERATOR AREA
3. SAFETY EQUIPMENT CLEARANCE AREA

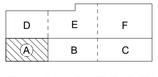


KEY PLAN - FIRST FLOOR

GRAPHIC SCALE:

0 1" 2" 4"

SCALE: 1/8" = 1' - 0"

NOTIONAL PLAN - NOT FOR CONSTRUCTION

US Army Corps of Engineers ®
MOBILE DISTRICT

MARK | DESCRIPTION | DATE | APPR.

US ARMY CORPS OF ENGINEERS
MOBILE DISTRICT
MOBILE, ALABAMA

DEPARTMENT OF THE ARMY
FACILITIES STANDARDIZATION PROGRAM
**GENERAL SUPPORT AVIATION BATTALION (GSAB) AIRCRAFT MAINTENANCE HANGAR**
FF&E PLAN - FIRST FLOOR - PART "A"

| | |
|---|---|
| DESIGN BY: Designer | ISSUE DATE: MMM DIYY |
| DRAWN BY: Author | SOLICITATION NO.: - |
| CKD BY: Checker | CONTRACT NO.: - |
| SBMT BY: Approver | PLOT DATE: 2/27/2020 |
| PLOT SCALE: As indicated | PLOT TIME: 2:36:11 PM |
| SIZE: 22" x 34" | FILE NAME: |
| | FILE NUMBER: |

**SHEET IDENTIFICATION**
I-101
SHEET OF 0

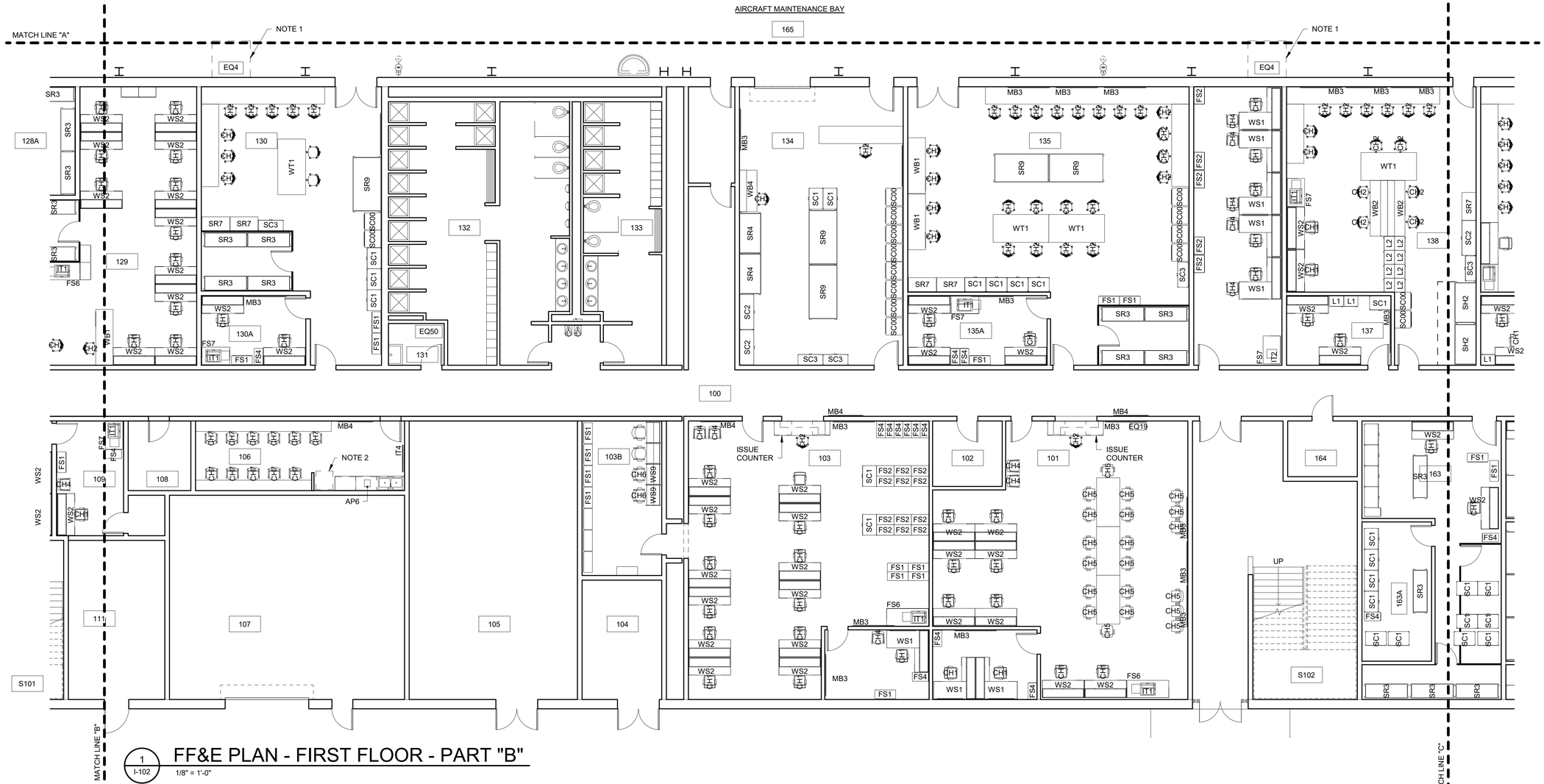


1 I-102 FF&E PLAN - FIRST FLOOR - PART "B"

1/8" = 1'-0"

| ROOM SCHEDULE - FIRST FLOOR | |
|---|---|
| ROOM NO. | ROOM NAME |
| 100 | CORRIDOR |
| 100 | AIRCRAFT MOIUNTED WEAPONS |
| 100 | CORRIDOR |
| 100C | VEST. |
| 100D | VEST. |
| 100E | VEST. |
| 100F | VEST. |
| 100H | VEST |
| 100J | VEST. |
| 101 | PRODUCTION CONTROL |
| 101A | PRODUCTION CONTROL OFFICE |
| 102 | ULLS-A |
| 103 | QUALITY CONTROL |
| 103A | QUALITY CONTROL OFFICE |
| 103B | TECHNICAL LIBRARY |
| 104 | BOILER ROOM |
| 105 | MECHANICAL ROOM |
| 106 | BREAK ROOM |
| 107 | FIRE SUPPRESSION ROOM |
| 108 | SIPRNET ROOM |
| 109 | COMPONENT REPAIR PLATOON OFFICE |
| 109A | STORAGE |
| 110 | COMPONENT REPAIR PLATOON |
| 111 | ELECTRICAL ROOM |
| 112 | AIRCRAFT REPAIR PLATOON |
| 112A | AIRCRAFT REPAIR PLATOON OFFICE |
| 113 | TELECOMM ENTRY ROOM (TER) |

| ROOM SCHEDULE - FIRST FLOOR | |
|---|---|
| ROOM NO. | ROOM NAME |
| 114 | (MC) ORDERLY ROOM |
| 114A | (MC) COMMANDER OFFICE |
| 114B | MC 1ST SERGEANT OFFICE |
| 115 | STORAGE |
| 116 | PARTS STORAGE |
| 116A | PARTS STORAGE OFFICE |
| 117 | DISTRIBUTED/COMPUTER BASED TRAINING (DT/CBT) ROOM |
| 118 | MECHANICAL ROOM |
| 119 | COMPRESSOR ROOM |
| 120 | BLADE REPAIR SHOP |
| 121 | STRUCTURAL REPAIR SHOP |
| 122 | POWER PLANT SHOP |
| 123 | POWER TRAIN SHOP |
| 123A | NDI ROOM |
| 124 | FACILITY STORAGE |
| 125 | UNISEX RESTROOM |
| 126 | FIRE SUPPRESSION ROOM |
| 127 | PNEUDRAULIC REPAIR |
| 128 | AVIONICS/ELECTRICAL REPAIR SHOP |
| 128A | COMSEC SECURE STORAGE |
| 128B | AIRCRAFT MOUNTED WEAPONS |
| 129 | CONTRACTOR LOGISTICS SUPPORT (CLS) |
| 130 | UH-60 REPAIR SECTION |
| 130A | UH-60 REPAIR SECTION OFFICE |
| 131 | JANITOR/STORAGE |
| 132 | MEN'S RESTROOM |
| 133 | WOMEN'S RESTROOM |

| ROOM SCHEDULE - FIRST FLOOR | |
|---|---|
| ROOM NO. | ROOM NAME |
| 134 | SPECIAL TOOLS |
| 135 | CH-47 REPAIR SECTION |
| 135A | CH-47 SECTION OFFICE |
| 136 | LOGISTICS ASSISTANCE REPRESENTATIVES (LARS) |
| 137 | CAC MAINTENANCE TEST PILOT OFFICE |
| 138 | CAC CREW CHIEF WORKROOM |
| 139 | HVY MAINTENANCE TEST PILOT OFFICE |
| 140 | HVY CREW CHIEF WORKROOM |
| 141 | MED CREW CHIEF WORK ROOM |
| 142 | MED MAINTENANCE TEST PILOT OFFICE |
| 143 | MEDICAL STORAGE ROOM |
| 144 | UNISEX RESTROOM |
| 145 | FIRE SUPPRESSION ROOM |
| 146 | MEDEVAC PLATOON WORKROOM A |
| 146A | MEDEVAC PLATOON WORKROOM A OFFICE |
| 147 | MEDEVAC PLATOON WORKROOM B |
| 147A | MEDEVAC PLATOON WORKROOM B OFFICE |
| 148 | MEDEVAC PLATOON WORKROOM D |
| 148A | MEDEVAC PLATOON WORKROOM D OFFICE |
| 149 | MEDEVAC PLATOON WORKROOM C |
| 149A | MEDEVAC PLATOON WORKROOM C OFFICE |
| 150 | TELECOMM ROOM (TR) |
| 151 | RECYCLE ROOM |
| 152 | MECHANICAL ROOM |
| 153 | ELECTRICAL ROOM |
| 154 | ELEVATOR EQUIPMENT ROOM |
| 155 | MED BREAK/KITCHENETTE |

| ROOM SCHEDULE - FIRST FLOOR | |
|---|---|
| ROOM NO. | ROOM NAME |
| 155A | UNISEX RESTROOM |
| 155B | MED SLEEPING QUARTERS |
| 156 | MC INDIVIDUAL WEAPONS VAULT |
| 157 | MED INDIVIDUAL WEAPONS VAULT |
| 158 | HVY INDIVIDUAL WEAPONS VAULT |
| 159 | CAC INDIVIDUAL WEAPONS VAULT |
| 160 | MC UNIT STORAGE |
| 160A | MC SECURE STORAGE |
| 160B | MC COMM STORAGE |
| 160C | MC NBC STORAGE |
| 161 | MED UNIT STORAGE |
| 161A | MED SECURE STORAGE |
| 161B | MED COMM STORAGE |
| 161C | MED NBC STORAGE |
| 162 | HVY UNIT STORAGE |
| 162A | HVY SECURE STORAGE |
| 162B | HVY COMM STORAGE |
| 162C | HVY NBC STORAGE |
| 163 | CAC UNIT STORAGE |
| 163A | CAC SECURE STORAGE |
| 163B | CAC COMM STORAGE |
| 163C | CAC NBC STORAGE |
| 164 | TELECOMM ROOM (TR) |
| 165 | AIRCRAFT MAINTENANCE BAY |
| S101 | STAIR 1 |
| S102 | STAIR 2 |
| S103 | STAIR 3 |

NOTES:

1. DELINEATES EQUIPMENT OR WORK AREA
2. VENDING MACHINE OR REFRIDGERATOR AREA
3. SAFETY EQUIPMENT CLEARANCE AREA

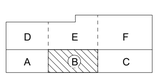


KEY PLAN - FIRST FLOOR

GRAPHIC SCALE:

0 1" 2" 4"

SCALE: 1/8" = 1' - 0"

NOTIONAL PLAN - NOT FOR CONSTRUCTION

US Army Corps of Engineers ®
MOBILE DISTRICT

| MARK | DESCRIPTION | DATE | APPR. |
|---|---|---|---|

ISSUE DATE: MMM.20YY:
SOLICITATION NO.: -
CONTRACT NO.: -
FILE NUMBER: F221-10-13

DESIGN BY: CDS
DRAWN BY: GRIFFIN
CKD BY: SMITH
SBMT BY: SMITH
PLOT DATE: 2/27/2020
PLOT SCALE: As indicated
PLOT TIME: 2:36:55 PM
SIZE: 22" x 34"
FILE NAME: FCV21-101.DWG

US ARMY CORPS OF ENGINEERS
MOBILE DISTRICT
MOBILE, ALABAMA

DEPARTMENT OF THE ARMY
FACILITIES STANDARDIZATION PROGRAM

**GENERAL SUPPORT AVIATION BATTALION (GSAB) AIRCRAFT MAINTENANCE HANGAR**

FF&E PLAN - FIRST FLOOR - PART "B"

**SHEET IDENTIFICATION**
I-102
SHEET OF 0

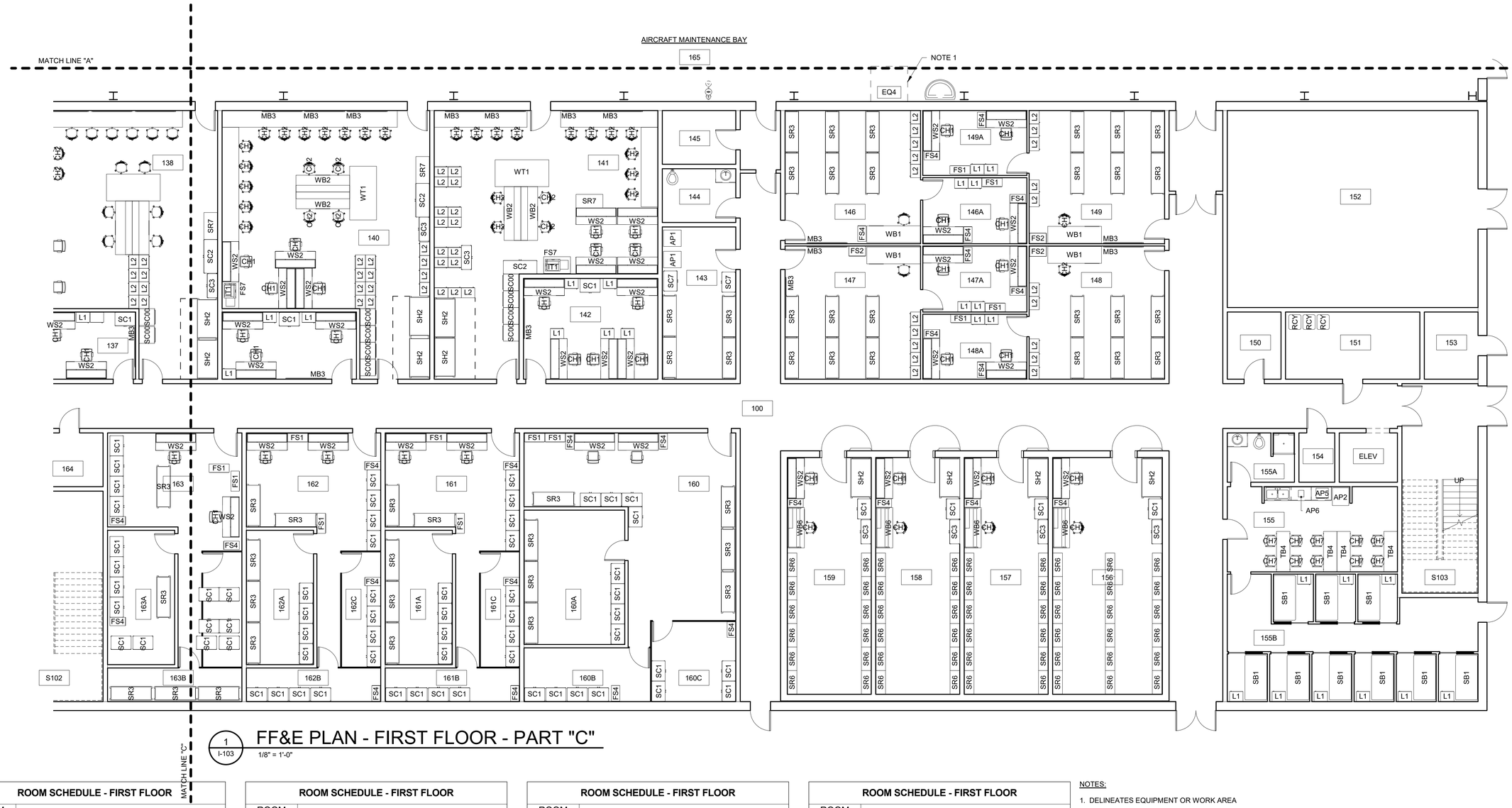


1 I-103 FF&E PLAN - FIRST FLOOR - PART "C"

1/8" = 1'-0"

| ROOM SCHEDULE - FIRST FLOOR | |
|---|---|
| ROOM NO. | ROOM NAME |
| 100 | CORRIDOR |
| 100 | AIRCRAFT MOIUNTED WEAPONS |
| 100 | CORRIDOR |
| 100C | VEST. |
| 100D | VEST. |
| 100E | VEST. |
| 100F | VEST. |
| 100H | VEST |
| 100J | VEST. |
| 101 | PRODUCTION CONTROL |
| 101A | PRODUCTION CONTROL OFFICE |
| 102 | ULLS-A |
| 103 | QUALITY CONTROL |
| 103A | QUALITY CONTROL OFFICE |
| 103B | TECHNICAL LIBRARY |
| 104 | BOILER ROOM |
| 105 | MECHANICAL ROOM |
| 106 | BREAK ROOM |
| 107 | FIRE SUPPRESSION ROOM |
| 108 | SIPRNET ROOM |
| 109 | COMPONENT REPAIR PLATOON OFFICE |
| 109A | STORAGE |
| 110 | COMPONENT REPAIR PLATOON |
| 111 | ELECTRICAL ROOM |
| 112 | AIRCRAFT REPAIR PLATOON |
| 112A | AIRCRAFT REPAIR PLATOON OFFICE |
| 113 | TELECOMM ENTRY ROOM (TER) |

| ROOM SCHEDULE - FIRST FLOOR | |
|---|---|
| ROOM NO. | ROOM NAME |
| 114 | (MC) ORDERLY ROOM |
| 114A | (MC) COMMANDER OFFICE |
| 114B | MC 1ST SERGEANT OFFICE |
| 115 | STORAGE |
| 116 | PARTS STORAGE |
| 116A | PARTS STORAGE OFFICE |
| 117 | DISTRIBUTED/COMPUTER BASED TRAINING (DT/CBT) ROOM |
| 118 | MECHANICAL ROOM |
| 119 | COMPRESSOR ROOM |
| 120 | BLADE REPAIR SHOP |
| 121 | STRUCTURAL REPAIR SHOP |
| 122 | POWER PLANT SHOP |
| 123 | POWER TRAIN SHOP |
| 123A | NDI ROOM |
| 124 | FACILITY STORAGE |
| 125 | UNISEX RESTROOM |
| 126 | FIRE SUPPRESSION ROOM |
| 127 | PNEUDRAULIC REPAIR |
| 128 | AVIONICS/ELECTRICAL REPAIR SHOP |
| 128A | COMSEC SECURE STORAGE |
| 128B | AIRCRAFT MOUNTED WEAPONS |
| 129 | CONTRACTOR LOGISTICS SUPPORT (CLS) |
| 130 | UH-60 REPAIR SECTION |
| 130A | UH-60 REPAIR SECTION OFFICE |
| 131 | JANITOR/STORAGE |
| 132 | MEN'S RESTROOM |
| 133 | WOMEN'S RESTROOM |

| ROOM SCHEDULE - FIRST FLOOR | |
|---|---|
| ROOM NO. | ROOM NAME |
| 134 | SPECIAL TOOLS |
| 135 | CH-47 REPAIR SECTION |
| 135A | CH-47 SECTION OFFICE |
| 136 | LOGISTICS ASSISTANCE REPRESENTATIVES (LARS) |
| 137 | CAC MAINTENANCE TEST PILOT OFFICE |
| 138 | CAC CREW CHIEF WORKROOM |
| 139 | HVY MAINTENANCE TEST PILOT OFFICE |
| 140 | HVY CREW CHIEF WORKROOM |
| 141 | MED CREW CHIEF WORK ROOM |
| 142 | MED MAINTENANCE TEST PILOT OFFICE |
| 143 | MEDICAL STORAGE ROOM |
| 144 | UNISEX RESTROOM |
| 145 | FIRE SUPPRESSION ROOM |
| 146 | MEDEVAC PLATOON WORKROOM A |
| 146A | MEDEVAC PLATOON WORKROOM A OFFICE |
| 147 | MEDEVAC PLATOON WORKROOM B |
| 147A | MEDEVAC PLATOON WORKROOM B OFFICE |
| 148 | MEDEVAC PLATOON WORKROOM D |
| 148A | MEDEVAC PLATOON WORKROOM D OFFICE |
| 149 | MEDEVAC PLATOON WORKROOM C |
| 149A | MEDEVAC PLATOON WORKROOM C OFFICE |
| 150 | TELECOMM ROOM (TR) |
| 151 | RECYCLE ROOM |
| 152 | MECHANICAL ROOM |
| 153 | ELECTRICAL ROOM |
| 154 | ELEVATOR EQUIPMENT ROOM |
| 155 | MED BREAK/KITCHENETTE |

| ROOM SCHEDULE - FIRST FLOOR | |
|---|---|
| ROOM NO. | ROOM NAME |
| 155A | UNISEX RESTROOM |
| 155B | MED SLEEPING QUARTERS |
| 156 | MC INDIVIDUAL WEAPONS VAULT |
| 157 | MED INDIVIDUAL WEAPONS VAULT |
| 158 | HVY INDIVIDUAL WEAPONS VAULT |
| 159 | CAC INDIVIDUAL WEAPONS VAULT |
| 160 | MC UNIT STORAGE |
| 160A | MC SECURE STORAGE |
| 160B | MC COMM STORAGE |
| 160C | MC NBC STORAGE |
| 161 | MED UNIT STORAGE |
| 161A | MED SECURE STORAGE |
| 161B | MED COMM STORAGE |
| 161C | MED NBC STORAGE |
| 162 | HVY UNIT STORAGE |
| 162A | HVY SECURE STORAGE |
| 162B | HVY COMM STORAGE |
| 162C | HVY NBC STORAGE |
| 163 | CAC UNIT STORAGE |
| 163A | CAC SECURE STORAGE |
| 163B | CAC COMM STORAGE |
| 163C | CAC NBC STORAGE |
| 164 | TELECOMM ROOM (TR) |
| 165 | AIRCRAFT MAINTENANCE BAY |
| S101 | STAIR 1 |
| S102 | STAIR 2 |
| S103 | STAIR 3 |

NOTES:

1. DELINEATES EQUIPMENT OR WORK AREA
2. VENDING MACHINE OR REFRIDGERATOR AREA
3. SAFETY EQUIPMENT CLEARANCE AREA

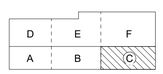


KEY PLAN - FIRST FLOOR

GRAPHIC SCALE:

0 1" 2" 4"

SCALE: 1/8" = 1' - 0"

NOTIONAL PLAN - NOT FOR CONSTRUCTION

US Army Corps of Engineers ®
MOBILE DISTRICT

| MARK | DESCRIPTION | DATE | APPR. |
|---|---|---|---|

DESIGN BY: CCS | DRAWN BY: GRIFFIN | SBMT BY: SMITH | PLOT SCALE: As noted | SIZE: 22" x 34" | ISSUE DATE: MMM.20YY | SOLICITATION NO.: - | CKD BY: SMITH | CONTRACT NO.: - | PLOT DATE: 2/27/2020 2:37:41 PM | FILE NUMBER: F21-110-13 | FILE NAME: FCV21-102.DWG

US ARMY CORPS OF ENGINEERS
MOBILE DISTRICT
MOBILE, ALABAMA

DEPARTMENT OF THE ARMY
FACILITIES STANDARDIZATION PROGRAM
GENERAL SUPPORT AVIATION BATTALION (GSAB) AIRCRAFT MAINTENANCE HANGAR
FF&E PLAN - FIRST FLOOR - PART "C"

SHEET IDENTIFICATION
I-103
SHEET OF 0

I-103-

1 I-104 FF&E PLAN - FIRST FLOOR - PART "D"

1/8" = 1'-0"

NOTES:

1. DELINEATES EQUIPMENT OR WORK AREA
2. VENDING MACHINE OR REFRIDGERATOR AREA
3. SAFETY EQUIPMENT CLEARANCE AREA

| | | |
|---|---|---|
| D | E | F |
| A | B | C |

KEY PLAN - FIRST FLOOR

GRAPHIC SCALE:

0 1" 2" 4"

SCALE: 1/8" = 1' - 0"

NOTIONAL PLAN - NOT FOR CONSTRUCTION

US Army Corps of Engineers ®
MOBILE DISTRICT

| MARK | DESCRIPTION | DATE | APPR. |
|---|---|---|---|

US ARMY CORPS OF ENGINEERS
MOBILE DISTRICT
MOBILE, ALABAMA

DESIGN BY: CDS
DRAWN BY: GRIFFIN
SBMT BY: SMITH
PLOT SCALE: As indicated
SIZE: 22" x 34"
CKD BY: SMITH
PLOT DATE: 2/27/2020 2:38:18 PM
FILE NAME:
ISSUE DATE: MMM.20YY:
SOLICITATION NO.: -
CONTRACT NO.: -
FILE NUMBER:

DEPARTMENT OF THE ARMY
FACILITIES STANDARDIZATION PROGRAM
GENERAL SUPPORT AVIATION BATTALION (GSAB) AIRCRAFT MAINTENANCE HANGAR
FF&E PLAN - FIRST FLOOR - PART "D"

SHEET IDENTIFICATION
I-104
SHEET OF 0

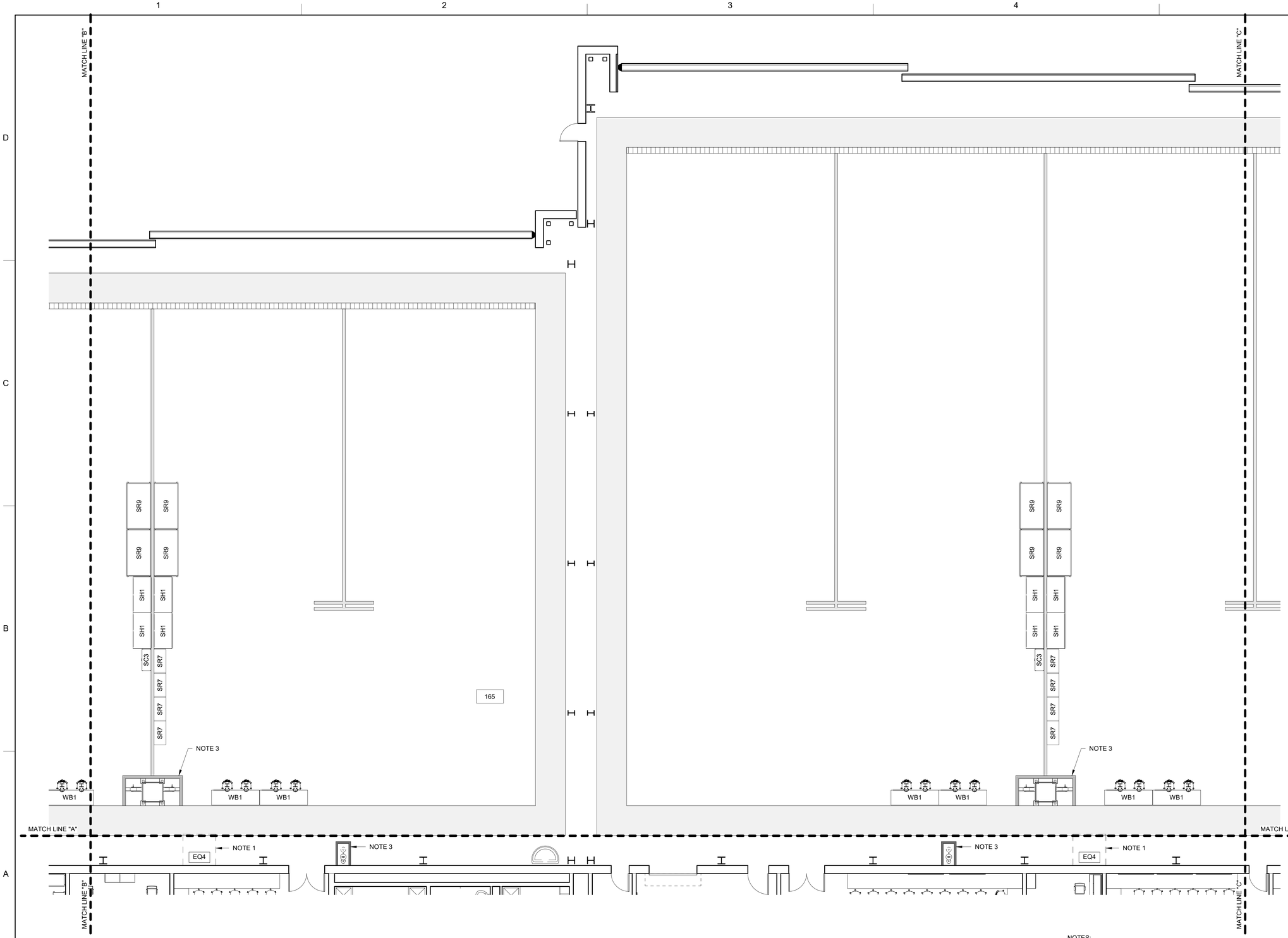


1 / I-105 FF&E PLAN - FIRST FLOOR - PART "E"

1/8" = 1'-0"

NOTES:

1. DELINEATES EQUIPMENT OR WORK AREA
2. VENDING MACHINE OR REFRIDGERATOR AREA
3. SAFETY EQUIPMENT CLEARANCE AREA

KEY PLAN - FIRST FLOOR

GRAPHIC SCALE:

0 1" 2" 4"

SCALE: 1/8" = 1' - 0"

US Army Corps of Engineers ®
MOBILE DISTRICT

| MARK | DESCRIPTION | DATE | APPR. |
|---|---|---|---|

US ARMY CORPS OF ENGINEERS
MOBILE DISTRICT
MOBILE, ALABAMA

DESIGN BY: CDS
DRAWN BY: GRIFFIN
SBMT BY: SMITH
PLOT SCALE: As indicated
SIZE: 22" x 34"
CKD BY: SMITH
PLOT DATE: 2/27/2020 2:38:48 PM
FILE NAME:
ISSUE DATE: MMM.20YY:
SOLICITATION NO.: -
CONTRACT NO.: -
FILE NUMBER:

DEPARTMENT OF THE ARMY
FACILITIES STANDARDIZATION PROGRAM
GENERAL SUPPORT AVIATION BATTALION (GSAB) AIRCRAFT MAINTENANCE HANGAR
FF&E PLAN - FIRST FLOOR - PART "E"

SHEET IDENTIFICATION
I-105
SHEET OF 0

NOTIONAL PLAN - NOT FOR CONSTRUCTION

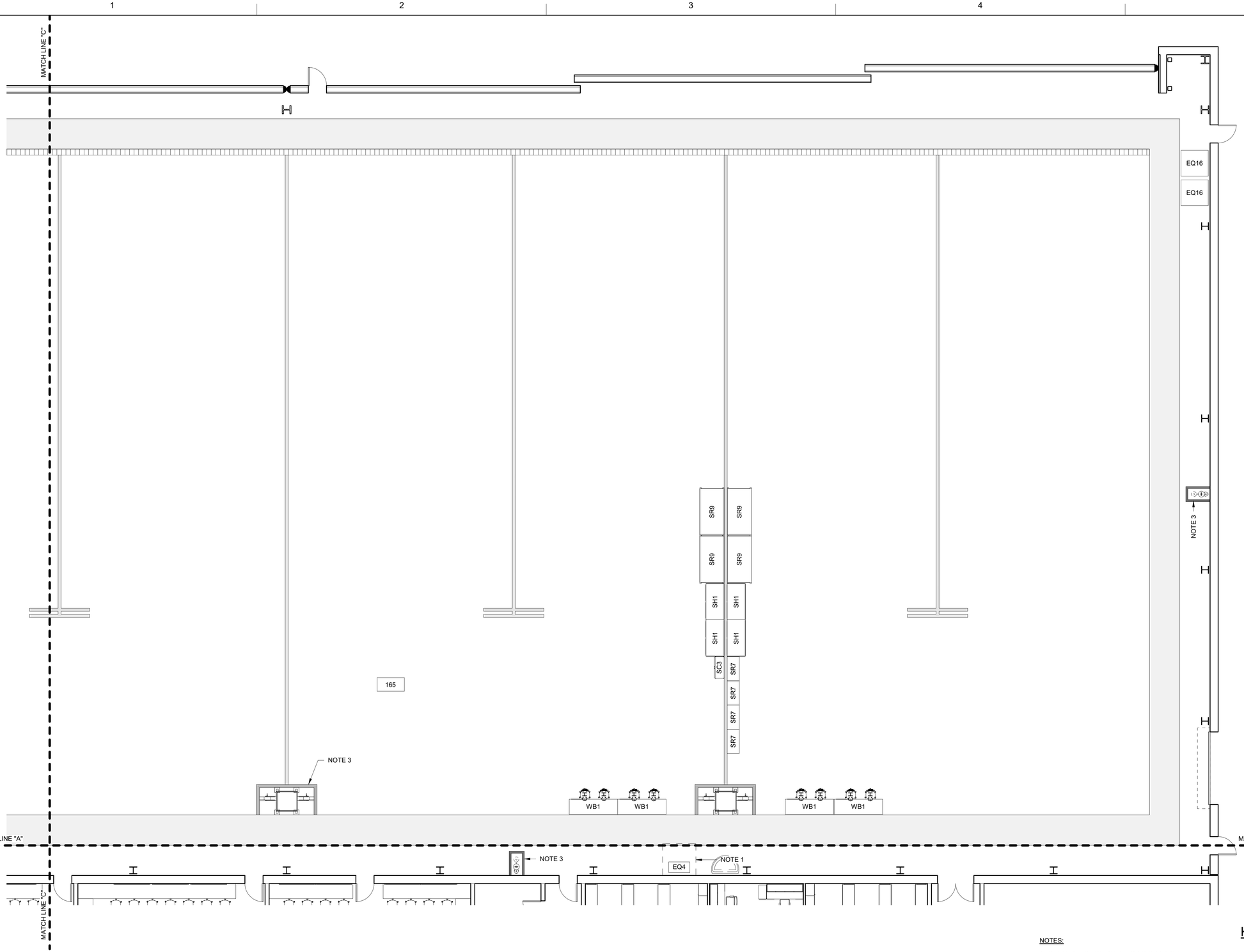


1
I-106
FF&E PLAN - FIRST FLOOR - PART "F"
1/8" = 1'-0"

NOTES:

1. DELINEATES EQUIPMENT OR WORK AREA
2. VENDING MACHINE OR REFRIDGERATOR AREA
3. SAFETY EQUIPMENT CLEARANCE AREA

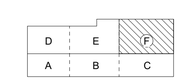


KEY PLAN - FIRST FLOOR

GRAPHIC SCALE:

0 1" 2" 4"

SCALE: 1/8" = 1' - 0"

US Army Corps of Engineers ®
MOBILE DISTRICT

| MARK | DESCRIPTION | DATE | APPR. |
|---|---|---|---|

US ARMY CORPS OF ENGINEERS
MOBILE DISTRICT
MOBILE, ALABAMA

DESIGN BY: CDS
DRAWN BY: GRIFFIN
SBMT BY: SMITH
PLOT SCALE: As indicated
SIZE: 22" x 34"
ISSUE DATE: MMM.20YY:
SOLICITATION NO.: -
CONTRACT NO.: -
FILE NUMBER: F221-10-13
PLOT DATE: 2/27/2020
PLOT TIME: 2:39:14 PM
FILE NAME: FCV21-105.DWG

DEPARTMENT OF THE ARMY
FACILITIES STANDARDIZATION PROGRAM
GENERAL SUPPORT AVIATION BATTALION (GSAB) AIRCRAFT MAINTENANCE HANGAR
FF&E PLAN - FIRST FLOOR - PART "F"

SHEET IDENTIFICATION
I-106
SHEET OF 0

NOTIONAL PLAN - NOT FOR CONSTRUCTION

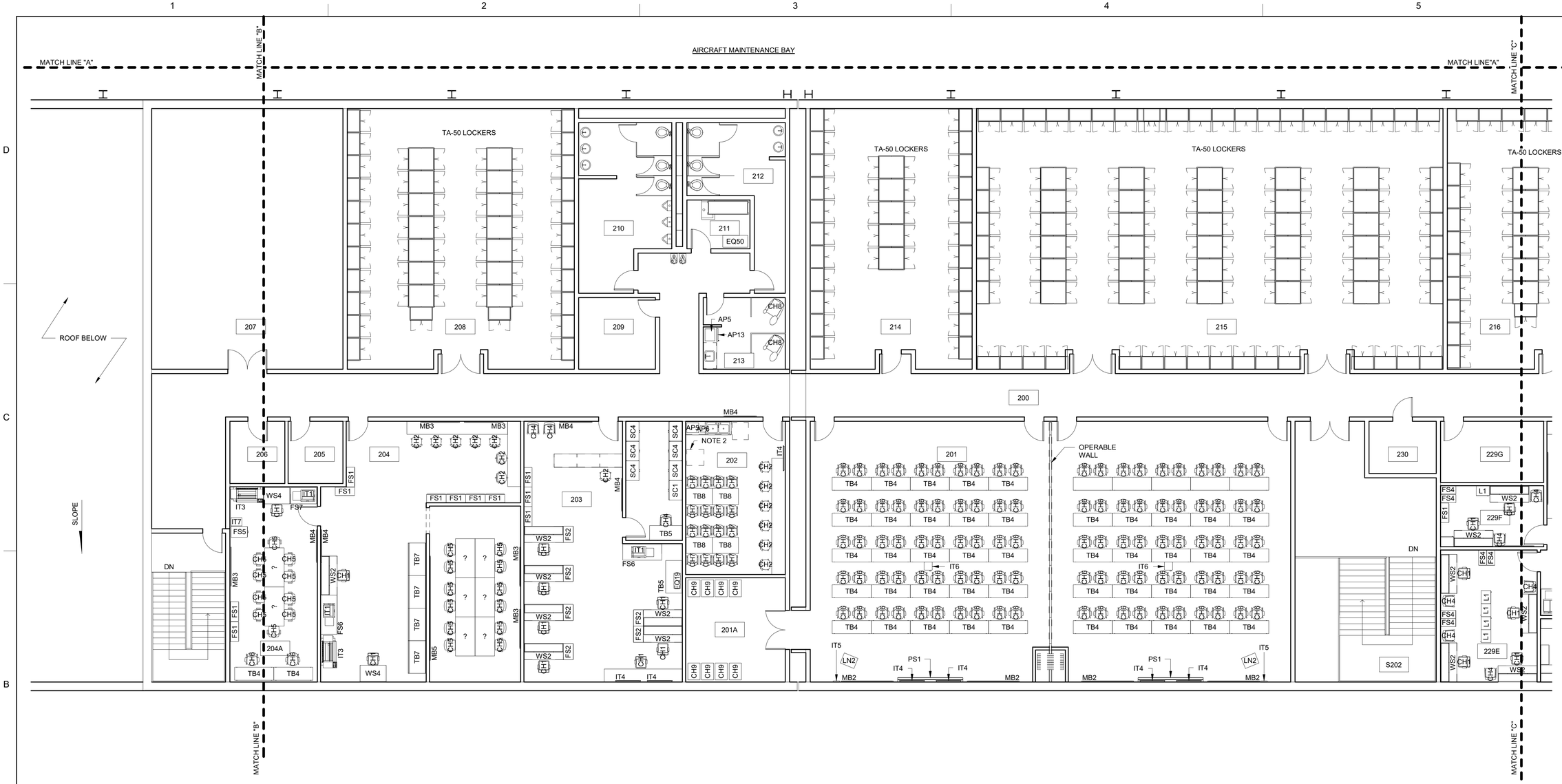


# FF&E PLAN - SECOND FLOOR - PART "A"

1 / I-107

1/8" = 1'-0"

| ROOM SCHEDULE - SECOND FLOOR | |
|---|---|
| ROOM NO. | ROOM NAME |
| 200 | CORRIDOR |
| 201 | PILOT BRIEFING ROOM |
| 201A | PILOT BRIEFING ROOM STORAGE |
| 202 | BREAK ROOM |
| 203 | FLIGHT OPERATIONS |
| 203A | AVIATION OPERATIONS SECURE STORAGE |
| 204 | FLIGHT PLANNING |
| 204A | SECURE PLANNING ROOM |
| 205 | SIPRNET ROOM |
| 206 | TELECOMM ROOM (TR) |
| 207 | MECHANICAL ROOM |
| 208 | TA-50 LOCKER ROOM (HVY) |
| 209 | FACILITY STORAGE |
| 210 | MEN'S RESTROOM |
| 211 | JANITOR/STORAGE |
| 212 | WOMEN'S RESTROOM |
| 213 | LACTATION ROOM |
| 214 | TA-50 LOCKER ROOM (CAC) |
| 215 | TA-50 LOCKERS (MED) |
| 216 | TA-50 LOCKER ROOM (MC) |
| 217 | PILOT LOCKER ROOM |

| ROOM SCHEDULE - SECOND FLOOR | |
|---|---|
| ROOM NO. | ROOM NAME |
| 218 | ALSE |
| 219 | ALSE STORAGE |
| 220 | TELECOMM ROOM (TR) |
| 221 | MECHANICAL ROOM |
| 222 | ELECTRICAL ROOM |
| 223 | MED ORDERLY ROOM |
| 223A | MED STORAGE |
| 223B | MED COMMANDER OFFICE |
| 223C | MED OPERATIONS OFFICER OFFICE |
| 223D | MED 1ST SEARGENT OFFICE |
| 224 | MEDEVAC PLATOON OFFICE |
| 225 | MED FLIGHT PLANNING |
| 225A | MED STANDARDS OFFICE |
| 225B | MED SAFETY OFFICE |
| 225C | MED TACTICAL OPERATIONS OFFICE |
| 225D | CONFERENCE ROOM |
| 226 | CAC ORDERLY ROOM |
| 226A | CAC COMANDER OFFICE |
| 226B | CAC 1ST SERGEANT |
| 227 | CAC FLIGHT PLANNING |
| 227A | CAC PLT. OFFICE |

| ROOM SCHEDULE - SECOND FLOOR | |
|---|---|
| ROOM NO. | ROOM NAME |
| 227B | CAC PLT. OFFICE |
| 227C | CAC STANDARDIZATION OFFICE |
| 227D | CAC SAFETY OFFICE |
| 227E | CAC TACTICAL OPERATIONS OFFICE |
| 228 | HVY ORDERLY ROOM |
| 228A | HVY COMMANDER OFFICE |
| 228B | HVY 1ST SERGEANT |
| 229 | CAC PILOT WORKROOM |
| 229A | HVY TACTICAL OPERATIONS OFFICE |
| 229B | HVY PLT. OFFICE |
| 229C | HVY PLT. OFFICE |
| 229D | HVY PLT. OFFICE |
| 229E | HVY STANDARDIZATION OFFICE |
| 229F | HVY SAFETY OFFICE |
| 229G | STORAGE |
| 230 | TELECOMM ROOM (TR) |
| 231 | WOMEN'S RESTROOM |
| 232 | MEN'S RESTROOM |
| S201 | STAIR 1 |
| S202 | STAIR 2 |
| S203 | STAIR 3 |

NOTES:

1. DELINEATES EQUIPMENT OR WORK AREA
2. VENDING MACHINE OR REFRIDGERATOR AREA
3. SAFETY EQUIPMENT CLEARANCE AREA

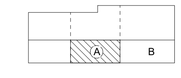


KEY PLAN - SECOND FLOOR

GRAPHIC SCALE:

0 1" 2" 4"

SCALE: 1/8" = 1' - 0"

US Army Corps of Engineers ®
MOBILE DISTRICT

MARK | DESCRIPTION | DATE | APPR'D

ISSUE DATE: MMM.20YY
SOLICITATION NO.: -
CONTRACT NO.: -
FILE NUMBER: F211-10-13

DESIGN BY: COS
DRAWN BY: GRIFFIN
CKD BY: SMITH
SBMT BY: SMITH
PLOT DATE: 2/27/2020
PLOT SCALE: As indicated
SIZE: 22" x 34"
FILE NAME: FCV2h111.DWG

US ARMY CORPS OF ENGINEERS
MOBILE DISTRICT
MOBILE, ALABAMA

DEPARTMENT OF THE ARMY
FACILITIES STANDARDIZATION PROGRAM
GENERAL SUPPORT AVIATION BATTALION
(GSAB) AIRCRAFT MAINTENANCE HANGAR
FF&E PLAN - SECOND FLOOR - PART "A"

SHEET IDENTIFICATION
I-107
SHEET OF 0

NOTIONAL PLAN - NOT FOR CONSTRUCTION

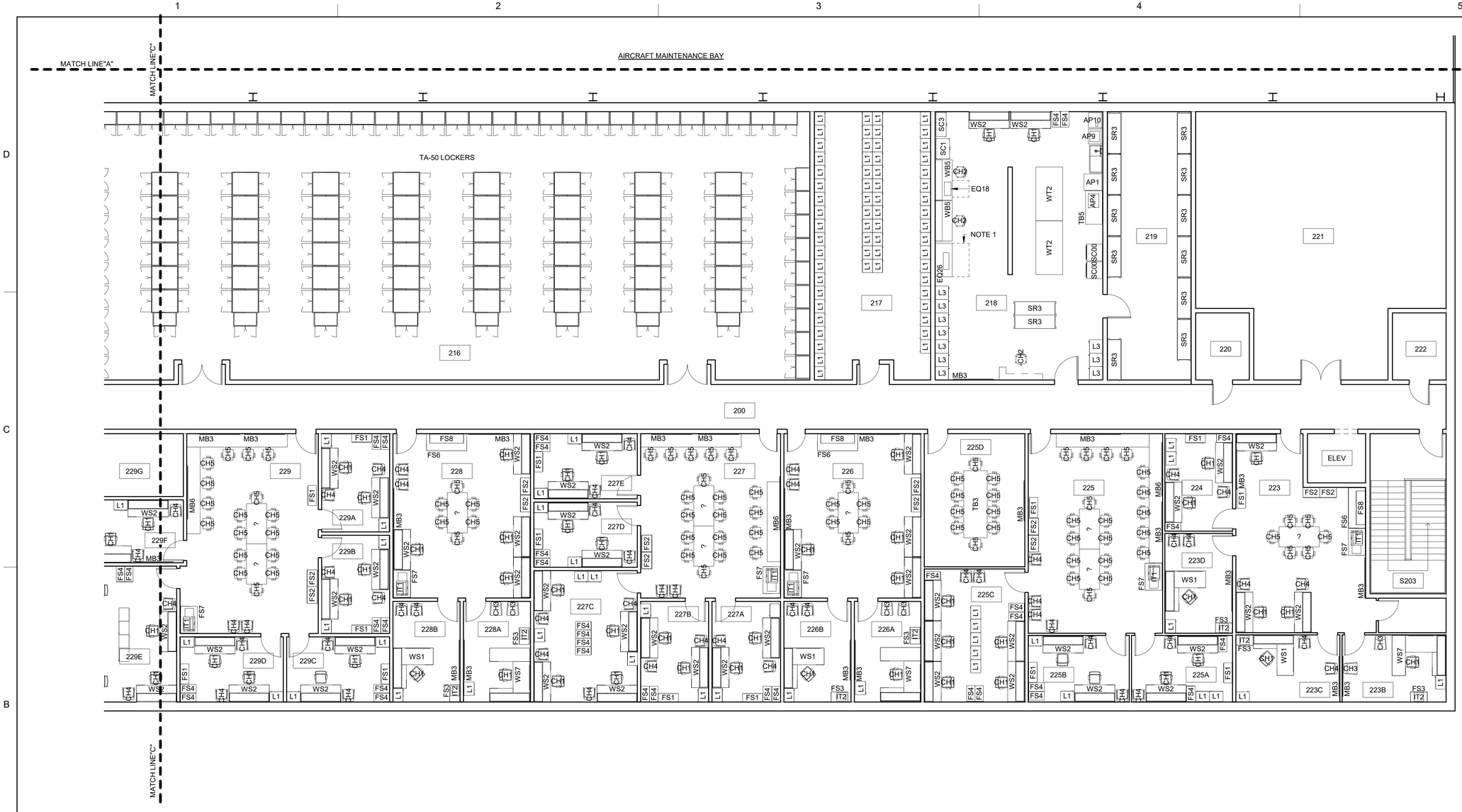


1 I-108 FF&E PLAN - SECOND FLOOR - PART "B"

1/8" = 1'-0"

| ROOM SCHEDULE - SECOND FLOOR | |
|---|---|
| ROOM NO. | ROOM NAME |
| 200 | CORRIDOR |
| 201 | PILOT BRIEFING ROOM |
| 201A | PILOT BRIEFING ROOM STORAGE |
| 202 | BREAK ROOM |
| 203 | FLIGHT OPERATIONS |
| 203A | AVIATION OPERATIONS SECURE STORAGE |
| 204 | FLIGHT PLANNING |
| 204A | SECURE PLANNING ROOM |
| 205 | SIPRNET ROOM |
| 206 | TELECOMM ROOM (TR) |
| 207 | MECHANICAL ROOM |
| 208 | TA-50 LOCKER ROOM (HVY) |
| 209 | FACILITY STORAGE |
| 210 | MEN'S RESTROOM |
| 211 | JANITOR/STORAGE |
| 212 | WOMEN'S RESTROOM |
| 213 | LACTATION ROOM |
| 214 | TA-50 LOCKER ROOM (CAC) |
| 215 | TA-50 LOCKERS (MED) |
| 216 | TA-50 LOCKER ROOM (MC) |
| 217 | PILOT LOCKER ROOM |

| ROOM SCHEDULE - SECOND FLOOR | |
|---|---|
| ROOM NO. | ROOM NAME |
| 218 | ALSE |
| 219 | ALSE STORAGE |
| 220 | TELECOMM ROOM (TR) |
| 221 | MECHANICAL ROOM |
| 222 | ELECTRICAL ROOM |
| 223 | MED ORDERLY ROOM |
| 223A | MED STORAGE |
| 223B | MED COMMANDER OFFICE |
| 223C | MED OPERATIONS OFFICER OFFICE |
| 223D | MED 1ST SEARGENT OFFICE |
| 224 | MEDEVAC PLATOON OFFICE |
| 225 | MED FLIGHT PLANNING |
| 225A | MED STANDARDS OFFICE |
| 225B | MED SAFETY OFFICE |
| 225C | MED TACTICAL OPERATIONS OFFICE |
| 225D | CONFERENCE ROOM |
| 226 | CAC ORDERLY ROOM |
| 226A | CAC COMANDER OFFICE |
| 226B | CAC 1ST SERGEANT |
| 227 | CAC FLIGHT PLANNING |
| 227A | CAC PLT. OFFICE |

| ROOM SCHEDULE - SECOND FLOOR | |
|---|---|
| ROOM NO. | ROOM NAME |
| 227B | CAC PLT. OFFICE |
| 227C | CAC STANDARDIZATION OFFICE |
| 227D | CAC SAFETY OFFICE |
| 227E | CAC TACTICAL OPERATIONS OFFICE |
| 228 | HVY ORDERLY ROOM |
| 228A | HVY COMMANDER OFFICE |
| 228B | HVY 1ST SERGEANT |
| 229 | CAC PILOT WORKROOM |
| 229A | HVY TACTICAL OPERATIONS OFFICE |
| 229B | HVY PLT. OFFICE |
| 229C | HVY PLT. OFFICE |
| 229D | HVY PLT. OFFICE |
| 229E | HVY STANDARDIZATION OFFICE |
| 229F | HVY SAFETY OFFICE |
| 229G | STORAGE |
| 230 | TELECOMM ROOM (TR) |
| 231 | WOMEN'S RESTROOM |
| 232 | MEN'S RESTROOM |
| S201 | STAIR 1 |
| S202 | STAIR 2 |
| S203 | STAIR 3 |

NOTES:

1. DELINEATES EQUIPMENT OR WORK AREA
2. VENDING MACHINE OR REFRIDGERATOR AREA
3. SAFETY EQUIPMENT CLEARANCE AREA

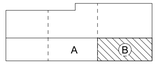


KEY PLAN - SECOND FLOOR

GRAPHIC SCALE:

0 1" 2" 4"

SCALE: 1/8" = 1' - 0"

US Army Corps of Engineers ®
MOBILE DISTRICT

| MARK | DESCRIPTION | DATE | APPR. |
|---|---|---|---|

DESIGN BY: CDS
DRAWN BY: GRIFFIN
SBMT BY: SMITH
PLOT SCALE: As indicated
SIZE: 22" x 34"
ISSUE DATE: MMM.20YY
SOLICITATION NO.: -
CKD BY: SMITH
CONTRACT NO.: -
PLOT DATE: 2/27/2020 2:40:03 PM
FILE NUMBER: F211-10-13
FILE NAME: FCV2I-112.DWG

US ARMY CORPS OF ENGINEERS
MOBILE DISTRICT
MOBILE, ALABAMA

DEPARTMENT OF THE ARMY
FACILITIES STANDARDIZATION PROGRAM
GENERAL SUPPORT AVIATION BATTALION (GSAB) AIRCRAFT MAINTENANCE HANGAR
FF&E PLAN - SECOND FLOOR - PART "B"

SHEET IDENTIFICATION
I-108
SHEET OF 0

NOTIONAL PLAN - NOT FOR CONSTRUCTION